

Contact Quadro



Kirkton Office:

1845 Road 164, Kirkton

St. Marys Office:

485 James St S, Unit 1

St. Marys

Phone: 519-229-8933

Email: customer.care@quadro.net

Website: www.quadro.net



Global Reach with a Local Touch

UTSTARCOM
7025



Quick Reference Guide

1 A Quick Look

Left View



Open View



Front View



Right View



Accessories in the box



AC Adapter



Car Charger

2 Battery

New batteries

New batteries are shipped partially charged. You will need to fully charge your battery. Batteries perform best after 3 full charge/discharge cycles. The Battery will take approximately 3 hours to charge

Charge the battery


Using the AC Adapter: Connect one end to the phone's charger jack. Connect AC Adapter to an electrical outlet.

Using the Car Charger: Connect one end to the phone's charger jack. Connect the Car charger into your car's power outlet.


Tip: You can safely leave the charger connected to the phone after charging is complete. This will NOT damage the battery.

3 Using your Phone


Powering on your Phone

Press and hold  for a few seconds or until the display turns on.


Powering off your Phone

Press and hold  for a few seconds or until the display turns off.

Making a Call

Enter a phone number and press **TALK** to make a call. To end call, close the flip or press 

Answer a Call

When phone rings/vibrates, open the flip or press **TALK** to answer. To end call, close flip or press 

4 Using Voicemail


Set up Voicemail

On the Home screen, press and hold the "1" key. Your voicemail will automatically dial.

Follow the instructions to create your passcode and record your name and greeting for auto-answering.

Your temporary passcode is set to the last 4 digits of your cellular number.

Retrieving voicemail messages


When you have new voicemail messages waiting, you will be notified with the new message waiting indicator  on the Home screen of your phone.

To retrieve the new voicemail message, simply press and hold the "1" key on the Home screen. You may need to enter the passcode again for security purposes.

6 Home Screen

Understand your Phone

The home screen displays when you are not on a call or using the menu. You must be in the home screen to make a call.



Note: Long backlight settings and searching for service, affect the battery's talk and standby times.

8 Billing Information

(Does not apply to prepaid customers)

Monthly Bills

Quadro will bill you monthly on the 6th of each month.

Monthly Charges












Monthly charges will include the monthly fees applicable to your plan and charges depending on your usage (long distance, texting and directory assistance).

Payment Due Date

Invoices should be paid in full on or before the 28th of each month. If paying by mail or financial institution, allow up to 7 days for payment to reach Quadro by the payment due date.



NOTE: If payment is not received by Quadro on or before the 28th of each month, your cellular services will be terminated immediately.

5 Menu Icons

Icon	Description	Icon	Description
	Slilent Mode		Roaming
	Cannot find signal		Call in progress
	Current Signal		Vibrate Ring
	New Voicemail		New Voicemail and Text Message
	Full Battery		New Text Message
	Recharge Battery		

7 Helpful Tips

Optimize battery performance

On the home screen press the Menu  key. Navigate to the settings icon by pressing the arrows and selecting with the  key.

Select the Display option, adjust the backlight to help conserve the battery power.

Take precautions

- Avoid using your phone near metal structures.
- Avoid using your phone near strong electromagnetic sources, such as microwave ovens, sound speakers, TV, and radio.
- Avoid using your phone after a dramatic change in temperature.

9 Guarantee and Warranty

Service Guarantee

If you are not satisfied with your service, you may return your cell phone within 15 days of purchase, and Quadro will provide you with a refund of the amount you paid for the Device. The phone must be in "like new" condition with all components, manuals and original packaging. You are responsible for payment of any minutes, usage or service incurred during the 15 days.

Manufacturer's Warranty

The manufacturer provides a 12 month limited warranty to the original retail purchaser of this cellular phone against manufacturing defects. Please call 1-800-465-9672 for more details.